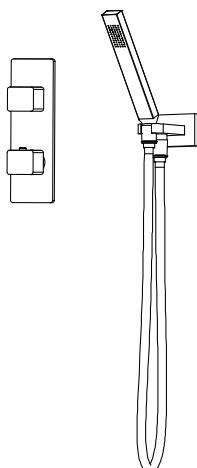


## 196.7250 | Two Output Shower W/ Rain Head & Hand Held



### COMPONENTS

- HS1060 - 16" Shower Arm
- HSB.12C - 12" Shower Head
- 196.4000VT - Shower Trim
- TVH.2717F - Shower Valve
- HS1003 - Hand Held Set

### SHOWER VALVE:

- Thermostatic shower valve
- Valve includes service stops
- Turn bottom handle to set temp.
- Top handle controls water diversion
- Includes 15109 non-shared cartridge

### SHOWER HEAD:

- Solid brass construction
- 1.8 GPM flow rate

### STANDARDS:

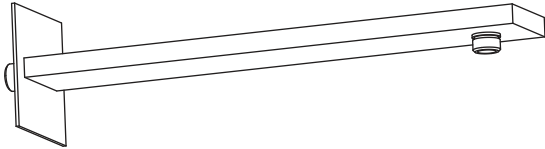
- ASME A112.18.1 / CSA B125.1

See individual component specification sheets on following pages for further details.

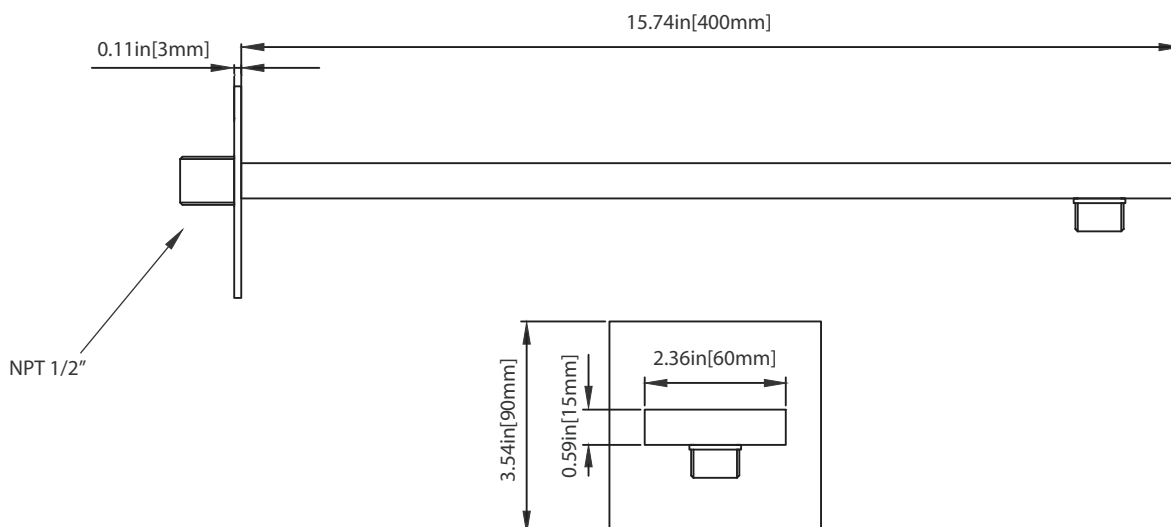
## HS1060 | Square Shower Arm - 16"

### SPECIFICATIONS:

- Solid Brass Shower Arm
- With Sliding Flange



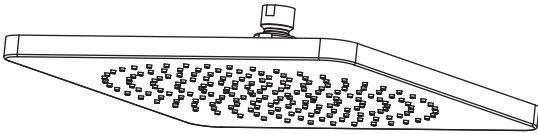
### Technical Diagram



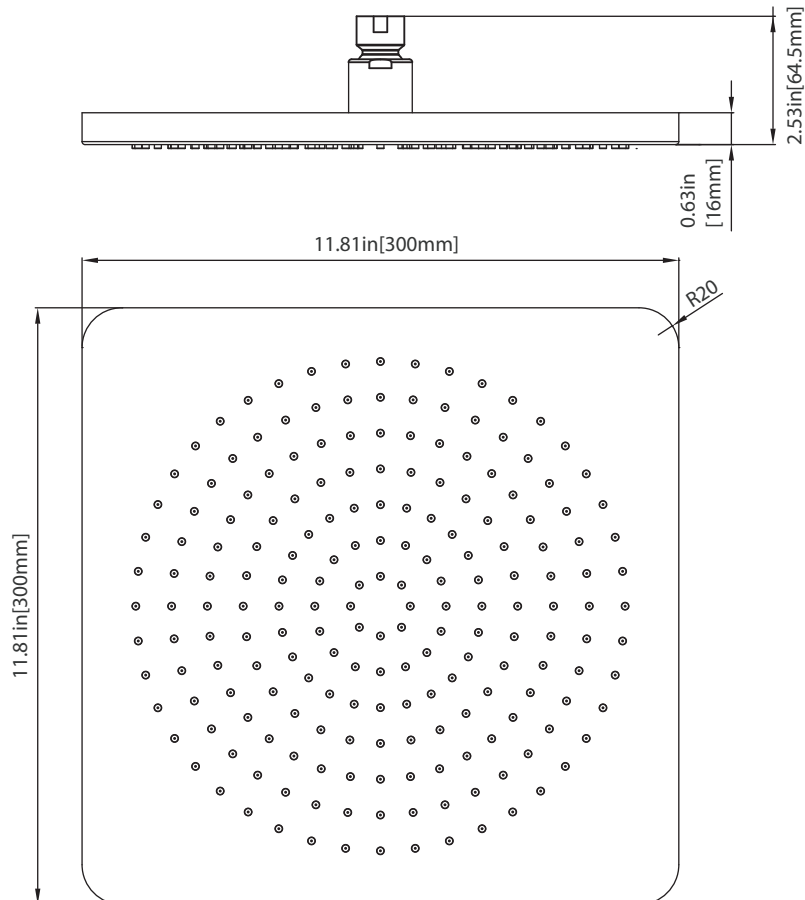
## HSB.12C | 12" Brass Shower Head

### SPECIFICATIONS:

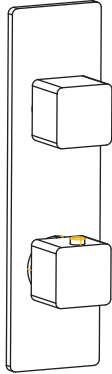
- Solid Brass Shower Head
- Scrub rubber nozzles to easily clean water sediment
- 1.8 GPM Flow Rate
- 196 Nozzles



### Technical Diagram



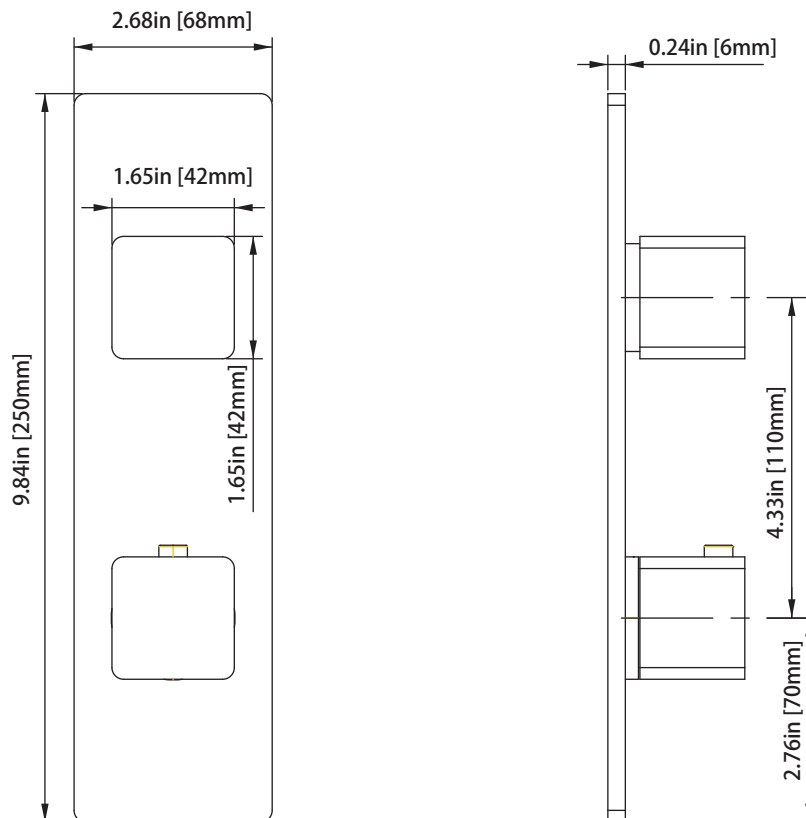
## 196.4000VT | Thermostatic Shower Trim



### SPECIFICATIONS:

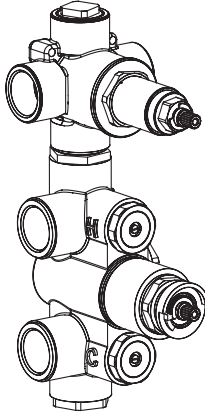
- Solid Brass construction
- Valve not included - Trim only
- Turn bottom handle to control temperature.
- Turn top handle to control volume.
- Extension Available - TVH.4101E\*\*

### Technical Diagram



## TVH.2717F | 3/4" Thermostatic Valve With 2-Way Diverter & Integrated Volume Control

Page 1 of 2



### SPECIFICATIONS:

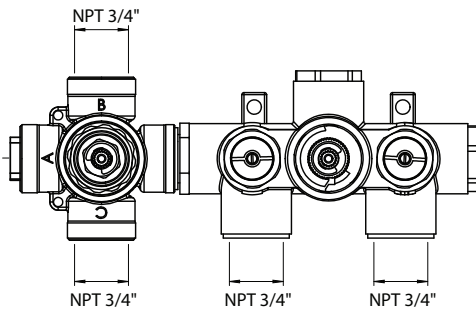
- Turn bottom knob to control temperature.
- Turn top knob to control water flow.
- Thermostatic Valve Flow Rate - 8.0 GPM @ 60 PSI
- Extension Available - TVH.4101E\*\*

### STANDARDS:

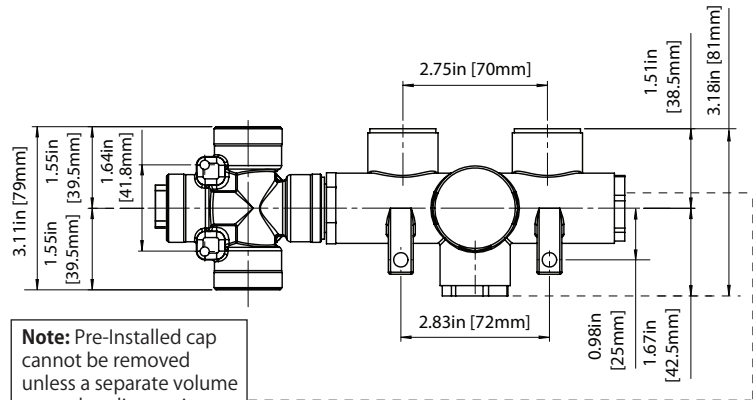
- ASME A112.18.1 / CSA B125.1

**!** A separate volume control is **not** needed to turn water supply off. Volume control functionality is integrated within this valve.

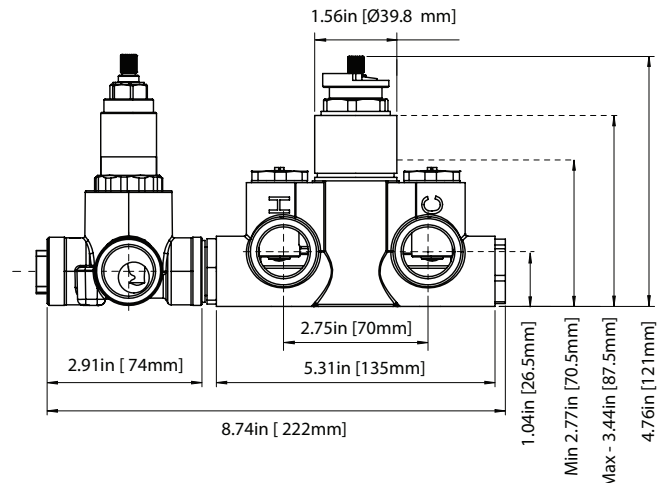
### Technical Diagram



**Note:** Pre-Installed cap cannot be removed



**Note:** Pre-Installed cap cannot be removed unless a separate volume control or diverter is used



**TVH.2717F | 3/4" Thermostatic Valve With 2-Way Diverter & Integrated Volume Control**

Page 2 of 2

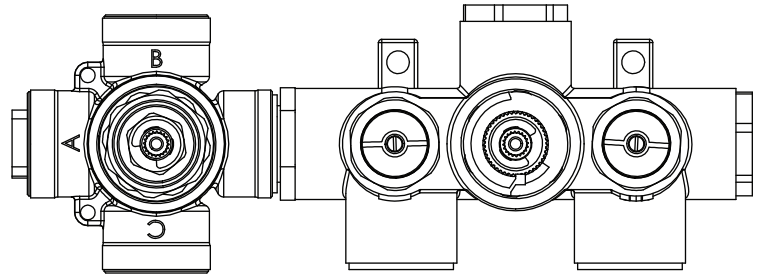


**TWO OUPUT - CAL-GREEN - NO SHARED PORT OPERATION**

Diverter Cartridge # - **15109** (Included)

Total 3 Positions as defined below, with **only** 1 port active at one time.

- Position 0 - Off - No Water Flow
- Position 1 - Output B Activated
- Position 2 - Output C Activated



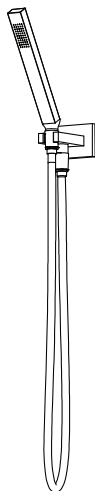
**TWO OUPUT - SHARED PORT OPERATION**

Diverter Cartridge # - **15103** (Not Included)

Total 4 Positions as defined below, with 2 ports active at one time.

- Position 0 - Off - No Water Flow
- Position 1 - Output B Activated
- Position 2 - Output B+C Activated
- Position 3 - Output C Activated

## HS1003 | Solid Brass Hand Shower Set



### SPECIFICATIONS:

- Solid Brass construction
- Single function hand held
- 1/2" female elbow connection
- Includes check valve with back-flow prevention
- 1.8 GPM Flow Rate

### Technical Diagram

